

# केंद्रीय विद्यालय ओ.ई.एफ. कानपुर

KENDRIYA VIDYALAYA OEF KANPUR

SESSION 2016-17

RESULT ANALYSIS –AISSEE 2017

| TOTAL APPEARED |       |       | TOTAL PASSED |       |       | PASS % |       |       |
|----------------|-------|-------|--------------|-------|-------|--------|-------|-------|
| BOYS           | GIRLS | TOTAL | BOYS         | GIRLS | TOTAL | BOYS   | GIRLS | TOTAL |
| 27             | 34    | 61    | 27           | 34    | 61    | 100    | 100   | 100   |

| No. of Passed students securing %age between (out of 500) |     |     |              |   |   |              |   |    |              |    |    |              |    |    |             |   |   |       |       |       |
|---|-----|-----|--------------|---|---|--------------|---|----|--------------|----|----|--------------|----|----|-------------|---|---|-------|-------|-------|
| Overall Pass % age  |     |     | 33% to 44.9% |   |   | 45% to 59.9% |   |    | 60% to 74.9% |    |    | 75% to 89.9% |    |    | 90% & above |   |   | P.I.  |       |       |
| B   | G   | T   | B            | G | T | B            | G | T  | B            | G  | T  | B            | G  | T  | B           | G | T | B     | G     | T     |
| 100   | 100 | 100 | 0            | 0 | 0 | 7            | 3 | 10 | 13           | 16 | 29 | 6            | 10 | 16 | 1           | 5 | 6 | 55.37 | 63.97 | 60.16 |




OVERALL ANALYSIS PERCENTAGE WISE (CLASS - XII)

SESSION:- 2016-17

PROFORMA - 2(C)

| SL.NO. | SUBJECT       | TOTAL APPEARED |    |    | TOTAL PASSED |    |    | PASS % |        |        | P.I.  |       |       | NO. OF STUDENTS SECURING %AGE BETWEEN (OUT OF 500) |    |    |             |   |    |
|--------|---------------|----------------|----|----|--------------|----|----|--------|--------|--------|-------|-------|-------|--|----|----|-------------|---|----|
|        |               | B              | G  | T  | B            | G  | T  | B      | G      | T      | B     | G     | T     | 75% TO 89%   |    |    | 90% & ABOVE |   |    |
|        |               |                |    |    |              |    |    |        |        |        |       |       |       | B  | G  | T  | B           | G | T  |
| 1      | ENGLISH       | 27             | 34 | 61 | 27           | 34 | 61 | 100.00 | 100.00 | 100.00 | 56.02 | 64.71 | 60.86 | 10   | 8  | 18 | 1           | 8 | 9  |
| 2      | HINDI         | 10             | 18 | 28 | 10           | 18 | 28 | 100.00 | 100.00 | 100.00 | 58.75 | 75.00 | 69.20 | 5  | 7  | 12 | 0           | 5 | 5  |
| 3      | MATHS         | 25             | 21 | 46 | 25           | 20 | 45 | 100.00 | 95.24  | 97.83  | 52.00 | 63.69 | 57.34 | 2  | 4  | 6  | 1           | 4 | 5  |
| 4      | PHYSICS       | 27             | 34 | 61 | 27           | 34 | 61 | 100.00 | 100.00 | 100.00 | 60.65 | 60.66 | 60.66 | 4  | 7  | 11 | 3           | 6 | 9  |
| 5      | CHEMISTRY     | 27             | 34 | 61 | 27           | 34 | 61 | 100.00 | 100.00 | 100.00 | 43.52 | 56.62 | 50.82 | 2  | 6  | 8  | 1           | 8 | 9  |
| 6      | BIOLOGY       | 2              | 13 | 15 | 2            | 13 | 15 | 100.00 | 100.00 | 100.00 | 56.25 | 61.54 | 60.83 | 1  | 2  | 3  | 0           | 3 | 3  |
| 7      | COMPUTER SC.  | 17             | 16 | 33 | 17           | 16 | 33 | 100.00 | 100.00 | 100.00 | 67.65 | 71.09 | 69.32 | 7  | 8  | 15 | 6           | 5 | 11 |
| 19     | PHYSICAL EDU. | 27             | 34 | 61 | 27           | 34 | 61 | 100.00 | 100.00 | 100.00 | 68.06 | 77.21 | 73.16 | 16   | 13 | 29 | 0           | 9 | 9  |

## OVERALL TOPPERS LIST

| SR. NO | ROLL NO. | STUDENT NAME      | FATHER'S NAME         | BOY/ GIRL | MARKS OBTAINED / M.M. | PASS %                    | PHOTO   |
|--------|----------|-------------------|-----------------------|-----------|-----------------------|---------------------------|---|
| 1      | 5667317  | SHRUTI OMER       | ASHOK KUMAR OMER      | GIRL      | 479/500               | 95.8 (A1 in all subjects) |  |
| 2      | 5667314  | SARVANSHI SWAROOP | AMIT SWAROOP SAXENA   | GIRL      | 478/500               | 95.6 (A1 in all subjects) |  |
| 3      | 5667304  | ANISHA PANDEY     | TRIBHUWAN NATH PANDEY | GIRL      | 469/500               | 93.8                      |  |

## SUBJECT WISE TOPPERS LIST

| SR. NO | SUBJECT            | STUDENT NAME  | MARKS OBTAINED |
|--------|--------------------|---|----------------|
| 1      | ENGLISH            | SHRUTI OMER & SARVANSHI SWAROOP   | 94             |
| 2      | HINDI              | ERAM SHAFIQ ANSARI  | 97             |
| 3      | PHYSICS            | SHRUTI OMER   | 96             |
| 4      | CHEMISTRY          | SHRUTI OMER, SARVANSHI SWAROOP, ERAM SHAFIQ ANSARI, ANISHA PANDEY, ADITI YADAV ASHWITA VERMA, KHUSHI TANDON & SHIKHA TRIPATHI | 95             |
| 5      | BIOLOGY            | ADITI YADAV   | 99             |
| 6      | MATHEMATICS        | SHRUTI OMER, SARVANSHI SWAROOP & ASHUTOSH AGRHARI   | 95             |
| 7      | COMP. SC           | SHRUTI OMER & SARVANSHI SWAROOP   | 99             |
| 8      | PHYSICAL EDUCATION | SHRUTI OMER & ERAM SHAFIQ ANSARI  | 97             |

**NOTE – Commerce and Humanities stream not available**

(RAJ GURU SINGH)  
PRINCIPAL